




Evergreen MAXI MSE WALL

An economical, heavy duty retaining wall and bridge abutment
10-years experiences applied to upgrade to MAXI MSE WALL!



3D Isometric: MAXI MSE panels for rail grade separation ramps and bridge abutments

Special MSE Features

Fewer picks, fewer joints, impressive quantity s. f. per day

Self-aligning keys and fewer parts, less labor, fast!

Wider, stronger geogrids, fewer lifts, equipment keeps pace

Larger stack gaps allow heavy duty compactors, absorb large settlement

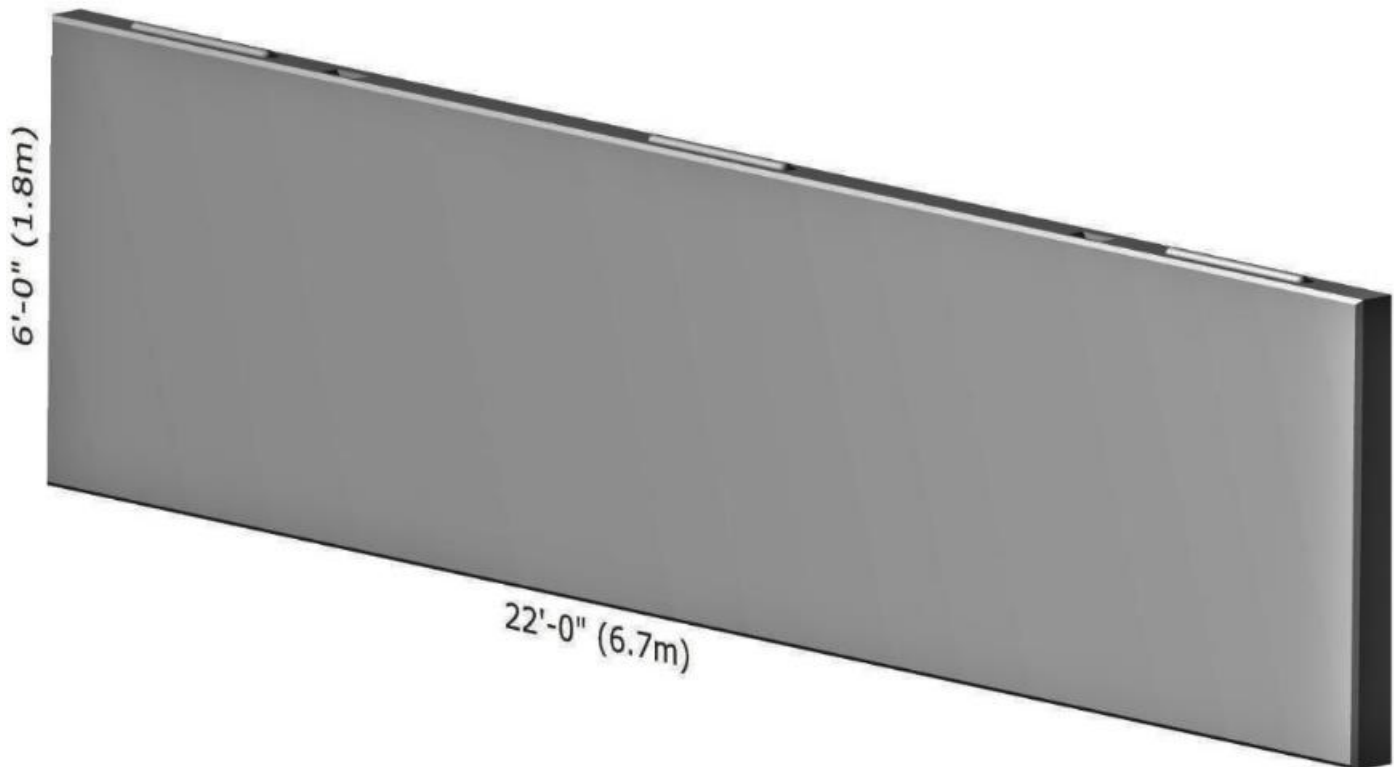
Eliminate hand tools, including small vibratory tampers

Plus

Every unit 132 s.f. of wall face with very durable 5000 psi concrete

Pleasing custom architectural finishes are easy to achieve

Benefit from 10 years large MAXI panel wall experiences under rails



MAXI MSE Wall Panels are big **6 x 22 ft. = 132 sf, 1.83 x 6.71m = 12.25 m²**
This MAXI panel is big, nearly three times the wall face of a conventional MSE panel

Benefits

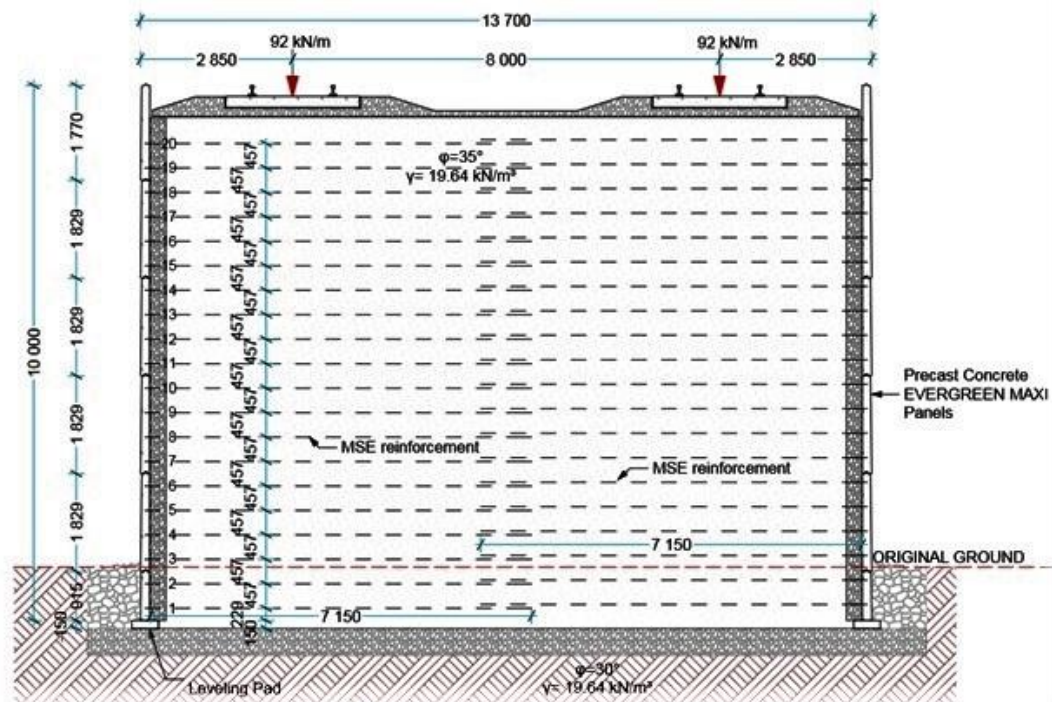
- **Use Tilt-Up-Construction with strong struts anchored to the ground**
- **Tilt-Up-Construction methods equal efficient and safe work**
- **Replace front layer sandy backfill, stabilize panels with crushed rock fast**
- **Eliminate costly hand labor, parts and extra pieces-parts**
- **Fewer struts, wider apart for easy filling and compaction**
- **Achieve record setting daily wall installation performance**

Large Scale Construction Installation Access

- **Large scale equipment access, less equipment, less labor, less cost**
- **Large panels, fewer panels, fewer picks, fewer joints, nice finish**
- **Many times, able to use on-site materials for backfill**
- **Concrete embedded galvanized hooks offer easy, fast geogrid connection**
- **Wide, vibratory rollers achieve effective compaction, fewer geogrids, faster installation!**



Gravity frame MAXI WALL built for BNSF in Olathe Kansas, the flagship of MAXI MSE Walls - 2000 elements



Typical MSE wall under rails

- Wall designed for heavy rail use, E80 loading,
- AASHTO and AREMA codes compliant
- Manufactured in a NPCA certified plant
- Durable special design 5000 p.s.i. concrete
- Wide vertical gaps between stacks add safety:
- Absorb large settlement, provide earthquake resistance



Evergreen Wall History

- **1978 planted, green Evergreen wall** – A gravity filled plantable wall for retaining earth and for mitigating sound – highway use
- **1984 – Geo wall** - A small economical container like plantable wall designed for low cost commercial and residential use
- **1992 – Evergreen closed face Macro wall** – the original Evergreen wall, yet with a closed face, same dimensions, not plantable: for industries and waterfront walls
- **1998 – Evergreen MAXI Everwall**, a larger faced gravity wall also with a frame attached, for highway, waterfront, and commercial use
- **2006 – Evergreen Maxi wall** – A heavy duty wall: frame attached for heavy railroad and highway traffic use
- **2016 – Evergreen Maxi Pillar Wall** – A self-supporting heavy-duty pillar designed wall for heavy traffic, rail use
- **2017 – Evergreen Max MSE Wall** – a wide panel 132 s.f. MSE system also for heavy railroad and traffic use

Evergreen Award: Excellence / Major Achievements

- Winner of a prestigious engineering award, 1973, ASCE San Francisco Section
- Completed 3281 ft. long 92 ft. high Evergreen Geo wall in Ponferrada, Spain, 1999
- Excellence in Technology Award by IECA International Erosion Control Association, 2000
- Designed /supplied 475,000 s.f. Evergreen Maxi walls for 58 bridge abutments in Saudi Arabia
- Engineered and supplied several walls in Natick, MA up to 60’ high
- Designed / supplied Evergreen Maxi wall under rails, 200,000 s.f. Kansas, USA



IECA Award for Excellence in Technology



Vast experiences: 58 bridge abutments built for bridges across rails 373 miles, 600km long in Saudi Arabia.

Patents pending in USA, Canada, trademark pending, copyrights©2017, all rights reserved



Evergreen Walls, Inc. 6069 Oakbrook Parkway, Norcross, Georgia 30093 US
Clay Warner, Evergreen Representative for US and Canada, cell 404 372 5476
Internat.: Geissbergstrasse 46, 5408 Ennetbaden, Switzerland, Cell +4179 356 0081
www.evergreen-walls.com, felix.jaeklin@evergreen-walls.com